






Contents

Preface: The Challenge to Achieve Emotion	ix
Teresa González Otero	
Facial Nerve Reconstruction after Oncologic Resections: Grafts and Double Innervation	i
Jorge Noguera Tomás and Teresa González Otero	
 Video content accompanies this article at http://www.oralmaxsurgeryatlas.theclinics.com .	
Introduction: nature of the problem	1
Preoperative planning	1
Surgical technique	2
Rehabilitation and recovery	6
Summary	8
Disclosure	8
Supplementary data	8
Side-to-End Intratemporal Hypoglossal-to-Facial Transfer	9
Luis Lassaletta, José Manuel Morales-Puebla, David Molnar, Teresa González-Otero, and Javier Gavilán	
Introduction: nature of the problem	9
Surgical technique	9
Preoperative Planning	9
Surgical Procedure	12
Potential Complications	15
Pearls and Pitfalls	16
Immediate Postoperative Care	17
Rehabilitation and Recovery	17
Disclosure	17
V to VII Nerve Transfer for Smile Reanimation	19
Federico Biglioli and Fabiana Allevi	
Manuscript	19
 Video content accompanies this article at http://www.oralmaxsurgeryatlas.theclinics.com .	
Indications	19
Contraindications	22
Surgical technique	22
Clinics care points	24
Supplementary data	24
The Role of the Cross Face Nerve Graft in Facial Reanimation and Endoscopic Harvest of the Sural Nerve	25
Jennifer L. Harb and Liliana J. Ein	
 Video content accompanies this article at http://www.oralmaxsurgeryatlas.theclinics.com .	
Introduction	25

Contents

Choice of nerve graft for cross-face nerve grafting	26
Conventional versus endoscopic sural nerve harvest	26
Surgical technique	26
Closure and immediate postoperative care	29
Rehabilitation and recovery	29
Potential complications	29
Pearls and pitfalls	30
Summary	31
Conflict of interest/disclosure statement	31
Supplementary data	31
Microvascular Gracilis Free Flap: Single and Double Innervation	33
Rahul Varman and Matthew Q. Miller	
 Video content accompanies this article at http://www.oralmaxsurgeryatlas.theclinics.com .	
Introduction	33
Patient assessment	33
Operative candidate	34
Counseling	34
Alternative Procedures	34
Risks	35
Expectations	35
Operative procedure	35
Stage 1: Cross-Face Nerve Graft	35
Stage 2: Free Gracilis Muscle Transfer	36
Intraoperative pearls	39
Revision procedures	39
Clinics care points	40
Future directions	40
Summary	40
Supplementary data	40
Lengthening Temporalis Myoplasty: A Surgical Guide to Labbé's Technique	43
Mohammed Saleem Al Khabori, Haïzam Oubari, Pierre Guerreschi, and Daniel Labbé	
 Video content accompanies this article at http://www.oralmaxsurgeryatlas.theclinics.com .	
Introduction: nature of the problem	43
Surgical technique	43
Preoperative planning	43
Surgical procedure	44
Osteotomy and exposure	44
Myoplasty	45
Pearls and pitfalls	51
Undercorrection or overcorrection	51
Temporal notch	51
Retraction of the labial commissure	51
Perioperative blood loss	51
Horizontal direction of the labial commissure traction vector	51
Immediate postoperative care	51
Rehabilitation	51
Summary	54

Supplementary data	54
The Facial Graft: A Graft of Emotions? (About the Reanimation of the Facial Allotransplantation)	57
Bernard Devauchelle, Stephanie Dakpe, and Sylvie Testelin	
Introduction	57
Indications	57
Nature of the problem	58
Surgical technique (step-by-step procedure)	58
Planning for Face Transplant	58
Surgical Procedure	58
Complications	60
Postoperative Cares	62
Physiotherapy	62
Function and Sensibility Rehabilitation	62
Secondary Surgeries	62
Overview of the nervous regeneration of the facial transplant	63
Summary	63
Modified Selective Neurectomy for Post Facial Paralysis Synkinesis Smile Dysfunction	65
Anna Frants and Babak Azizzadeh	
Introduction	65
Surgical procedure	66
Preparation and Patient Positioning	66
Surgical Procedure	66
Potential Complications	67
Pearls and pitfalls	67
Immediate Postoperative Care	68
Summary	68
Disclosure	69
Botulinum Toxin in Facial Reanimation: Map of the Facial Musculature and Dosage	71
Tracy VandeWater and Laura Hetzler	
 Video content accompanies this article at http://www.oralmaxsurgeryatlas.theclinics.com .	
Introduction	71
Preoperative Planning	71
Preparation and Patient Positioning	71
Surgical Approach	71
Potential complications	80
Pearls and pitfalls	81
Immediate postoperative care	82
Rehabilitation and Recovery	82
Summary	83
Supplementary data	83